

Care & Maintenance

Rattan & Natural Wicker



Walters™



About Rattan.

Rattan is a type of reed that primarily grows in Southeast Asia and is commonly used in furniture due to its light weight and durability.

The term "wicker" refers to the style of weaving, which is most often composed of rattan or similar materials such as natural ropes or vines.

Rattan and other types of natural fiber wicker are considered highly sustainable, rapidly renewable resources due to their fast-growing nature.

Different parts of the rattan reed can be utilized in different applications, minimizing waste and creating a range of unique styles to enrich any space. (See following page for more information)

Guidelines.

- Do not use abrasive cleaners, sponges, or brushes.
- Regular dusting with a soft, dry cloth or duster will serve most maintenance needs.
- Be mindful of exposure to moisture and do not allow water to stand on surfaces for extended periods.
 - Rattan is porous and can warp if stored in moist conditions.
 - In particularly humid climates, a dehumidifier and/or storage in a dry, well-ventilated area is recommended.
 - If used semi-outdoors, consider placement for best results. (ie. a patio is preferable to grass, full sun is preferable to shade)
- Longterm exposure to wet conditions can encourage the growth of mold/mildew within the reed itself. See treatment guidelines on right.


Cleaning.

- Clean any spills or stains promptly with a dampened cloth.
- For a more thorough cleaning, a solution of water with a small amount of mild dish soap can be applied using a damp cloth.
- Gentle scrubbing with a soft bristled brush will help lift dust or debris from the crevices of woven surfaces.
- Wipe thoroughly to with a fresh cloth to remove all soap residue, then follow with a dry cloth to remove excess moisture.
- Let the furniture air dry.
 - Do not apply artificial heat (ie. heater, blow dryer) to speed up drying time, as this can cause the material to split or crack.
- Bleach and other cleaning agents should **not** be used, unless required to treat advanced mildew growth, as below.


Mildew & Permeating Stains.

- Prepare a solution of 4 teaspoons of household bleach and 1 teaspoon of mild dish soap per 1-1/2 cups of lukewarm water.
- Apply sparingly only to affected areas using a soft bristled brush.
- Rinse thoroughly with fresh water to remove any soap and bleach residue, pat dry, and allow time to air dry.
- Bleach should not remain on the material for a prolonged period. Residual bleach left in the reed can cause premature deterioration.
- Please inquire before treating **colored finishes** with bleach.


Types of Rattan




1
Rattan Poles. (Body of the Reed)
USED FOR FRAMES AND SUPPORTS.



2
Round Rattan Wicker. (Core of the Reed)
USED FOR WOVEN SURFACES, ROUND PROFILE.



3
Flat Rattan Wicker. (Skin of the Reed)
USED FOR WOVEN SURFACES, FLAT PROFILE.



Ken Collection



Anse Collection

Walters™

walterswicker.com/materials